

TIMING ADJUSTMENT RULE CHANGE

Effective May 1, 2016

A message to our MR/AR/AO's should be to reiterate that extremely important administrative skills remain:

1. Determining that a primary time is invalid – sometimes that is easy (missing) other times it takes more investigation.
2. Determining what backup time is appropriate to assign the swimmer as the official time given all of the available information.
3. Making the judgment on what the official time should be when things aren't necessarily clear.
4. System failures will be calculated in the same manner as always.

Essentially – the backup time adjustment was simply a math exercise. It was a part of the art of the admin process, but it was not where the skill really lies in that process.

Rule 102.24.4.D and E – page 40 of the rule book changes how timing adjustments are handled:

Lane Malfunction – back-up times for that lane shall be calculated according to 102.24.4B which and integrated with the accurate primary times in establishing the official time and determining results.

Entire Heat Malfunction – when, because of an early or late start or other equipment or operator malfunction, the time of the automatic or semi-automatic primary timing system is equally incorrect for all lanes in a heat, but the order of finish and thus the absolute difference of time between the swimmers is accurate, the time of the primary system shall be adjusted by calculating the average difference between the primary times and the valid back-up times and adding, or subtracting when appropriate, that difference to the primary times of each lane in that heat. (See Appendix on page 44)

Due to the above change of timing adjustments, please confirm the following are in place for your meet management software (Hy-tek or Touchpad):

Hy-tek:

Hy-tek has issued an update to MM6.0 which now puts the selection of the use of timing system differential in the set up screen. Currently, the choices are (1) FINA rules or (2) USA Swimming rules prior to May 1st. After May 1st, Hy-tek plans to change this to read (1) FINA/USA Swimming rules or (2) other rules. Those using an older version of MM should go into the Run menu and click on Preferences/Backup times and (with meets that start on May 1st or later) put a dot next to the option: Do not use average differential between pads and backups to adjust times (FINA). Please be aware that the default when opening Meet Setup in Hy-tek is (2) USA rules prior to May 1st so this must be changed to (1) FINA rules.

TOUCHPAD:

To access the screen for selection of the Timing Adjustment Rules Preferences:

- From the Main Screen, select Enter Results
- Select Timer Adjustment Rules Preferences
 - Currently, the default is USA-S rules using an average differential between pads and back-up times.
- After May 1, 2016, the default will be the second option which will have the new USA-S rules in place.

When one is running a meet in Touch Pad now and wishes to edit the timing differences, here is the process:

- Select Enter Results
- Select Events and then heats
- Select Edit Time Adjustments
- Move through the events and save changes as necessary

NOTE: Do not change timing adjustment procedures/rules mid-meet; i.e., should your meet begin 4/29 or 30, use the current rule for the entire meet even if the final day of the meet is May 1, 2016.

Quick Guide to the USA Swimming Timing Adjustment Rule Change as of May 1, 2016

The new USA Swimming rule change in 102.24.4B involving a possible **Lane Malfunction** in the electronic timing system eliminates the need for complicated calculations by the Administrative Referee, Administrative Official, or Scoring Operator. However, due diligence to provide the swimmer with the most accurate time available is still of paramount importance. These considerations should be followed:

- Is the primary time invalid?
- Is the use of the backup time appropriate?
- Should a button or watch backup time be used, and which is the most accurate?
- When there is a **HEAT MALFUNCTION** the differential calculations as required in 102.24.4E are still appropriate.
- Remember:

PROVE THE PAD TIME IS INCORRECT!

USA Swimming Rule 102.24.4A: Automatic Timing – When recorded by properly operating automatic equipment, the pad time shall be the official time. To do this, the Admin Official *must*

INVESTIGATE

Evidence Needed:

- Button and Watch Times *AND* Order(s) of Finish (OOF)

Ask Questions:

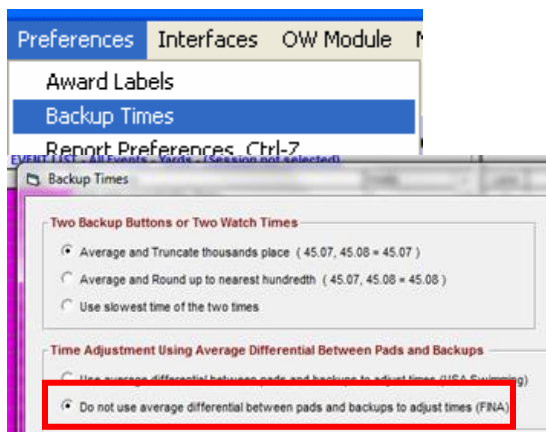
- Timers: Accurate buttons and watches; swimmer soft or missed pad touch
- OOF Judges: Accurate order
- Both: Anything peculiar about this situation

What is your proof the pad time is not accurate?

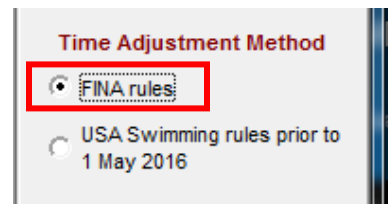
- What is the watch time? Does the watch time support the pad or the button? Was the same Timer using both the watch and button in consideration, therefore it's likely both times will agree?
- What is the order of finish? Does it support the pad or button times?
- Are there two watches/buttons? Was there a separate Timer operating each watch and button (two people – remember USAS Rule 102.17.3)? Are you confident in the Timers?
- Did the Timer report a late or soft touch that would have prevented the pad from getting an official time?

First, make sure the meet is set up to follow USA Swimming/FINA timing rules.

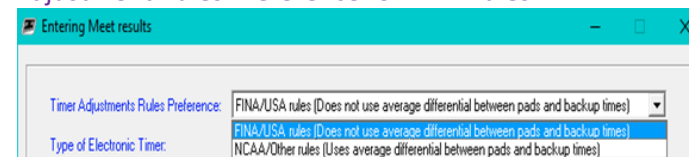
MM 4.0 & MM 5.0 Preferences on the Run Menu



MM 6.0 on the Setup Screen



TouchPad on the Enter Results screen select Timer Adjustment Rules Preference for FINA rules



Next, consider the different types of times being received and which ones are most accurate for each swimmer.

Heat 7 of 7 == Preliminaries == Event 13 Women												
Lane	Seed Time	Prelims Time	DQ	Exh	DQcode	Backup 1	Backup 2	Backup 3	HPL	PL	AdjStat	
1	1:02.72		<input type="checkbox"/>	<input type="checkbox"/>		1:03.90	1:04.04	1:04.04			?	y
2	1:01.83	NS	<input type="checkbox"/>	<input type="checkbox"/>								
3	1:00.61	1:04.23	<input type="checkbox"/>	<input type="checkbox"/>		1:04.16	1:03.98	1:03.98	3	16		
4	59.05		<input type="checkbox"/>	<input type="checkbox"/>			1:01.90	1:01.82			?	y
5	1:00.03	1:00.67	<input type="checkbox"/>	<input type="checkbox"/>		59.20	1:00.64		1	1	?	g
6	1:01.04		<input type="checkbox"/>	<input type="checkbox"/>		1:02.36	1:02.38	1:02.28			?	y
7	1:02.39	1:03.32	<input type="checkbox"/>	<input type="checkbox"/>		1:03.40	1:03.24	1:03.24	2	10		
8	1:03.25		<input type="checkbox"/>	<input type="checkbox"/>			1:04.87				?	y

In each of these scenarios the pad time is missing or perhaps deemed inaccurate. Using the Timing Adjustment Rules* effective May 1, 2016 this is how to solve the missing pad times for the following lanes:

Lane 1: Two of the three buttons agree (1:04.04). That shall be the official time 102.24.4B(1)

Lane 2: Verify the lane was empty and warrants a No Show

Lanes 3 & 7: There were no reasons to suspect a pad malfunction in these lanes; therefore the pad time is official

Lane 4: Only two valid button times are available, thus the official time shall be 1:01.86, which is the average of the two buttons. 102.24.4B(3)

Lane 5: Backup Button 2 supports the pad time, as does the Order of Finish. Two of the three Timers admitted operational errors. The pad time was ruled as the official time.

Lane 6: Three backup buttons disagree; therefore the valid time will be 1:02.36, which is the middle of the three buttons. 102.24.4B(2)

Lane 8: Only one backup button time is available. That time is supported by Order of Finish and became the official time for that lane. 102.24.4B(4)

*Watch time(s) can be used in place of button and pad times as a swimmer's official time when both the button and pad are deemed inaccurate or are missing. Thorough investigation using Timer and OOF information must prove a watch time to be accurate before inserting the watch time into the computer scoring system.

Use the **Calc Screen** in each of the scoring software programs to automatically make the adjustments. Uncheck the lanes that DO NOT require adjustment from the pad time.

Lane Adjustment Using Backup Times								
Use	Lane	Primary	Button 1	Button 2	Button 3	Button Calc	Adjusted	Adjusted
<input checked="" type="checkbox"/>	1		1:03.90	1:04.04	1:04.04	1:04.04	y	1:04.04
<input type="checkbox"/>	2	NS						NS
<input type="checkbox"/>	3	1:04.23	1:04.16	1:03.98	1:03.98			1:04.23
<input checked="" type="checkbox"/>	4			1:01.90	1:01.82	1:01.86	y	1:01.86
<input type="checkbox"/>	5	1:00.67	59.20	1:00.64				1:00.67
<input checked="" type="checkbox"/>	6		1:02.36	1:02.38	1:02.28	1:02.36	y	1:02.36
<input type="checkbox"/>	7	1:03.32	1:03.40	1:03.24	1:03.24			1:03.32
<input checked="" type="checkbox"/>	8			1:04.87		1:04.87	y	1:04.87

If the button(s), watch(es) and/or OOF support the pad time there is nothing more that needs to be done, other than clearing the "?" in the AdjStat column in MM 5.0 and MM 6.0**

** Click on the "?" and it will automatically change to a "K" for OK – you have verified the primary time for that lane is now accurate.